

Scaled data based on original data using
LM-79-08 Approved Method: Electrical and Photometric Measurements of Solid-
State Lighting Products

Test Report Prepared for
Cooper Lighting Solutions
(formerly Eaton)

Brand: STREETWORKS

Report Number: P145101

Luminaire Tested: **RDG-E03-LED-E-U-SL2-7050**

Issue Date: 3/3/2020

Test Information

Test Method: LM-79-08
Report Number: P145101
REPORT IS SCALED FROM IESNA LM-79-08 TEST DATA (P33701)
Test Lab: INNOVATION CENTER-P3
Issue Date: 3/3/2020
Manufacturer: COOPER LIGHTING SOLUTIONS (FORMERLY EATON)
Product Line: STREETWORKS
Catalog Number: RDG-E03-LED-E-U-SL2-7050
Description: RIDGEVIEW LED AREA ROADWAY LUMINAIRE
(3) LIGHTBARS WITH AccuLED OPTICS - TYPE 2 W/ SPILL LIGHT CONTROL
Light Source: (63) 5000K CCT, 70 CRI LEDs
Ballast/Driver: -

Summary

Lumens per Lamp: N/A
Luminaire Lumens: 9013.2 lumens
Efficiency: N/A
Efficacy: 119.9 lumens/watt
Luminous Opening: Rectangular (W 0.5' x L: 1' x H: 0')
IES Classification: Type II - Short - Non-Cutoff
BUG Rating: B2 - U0 - G2

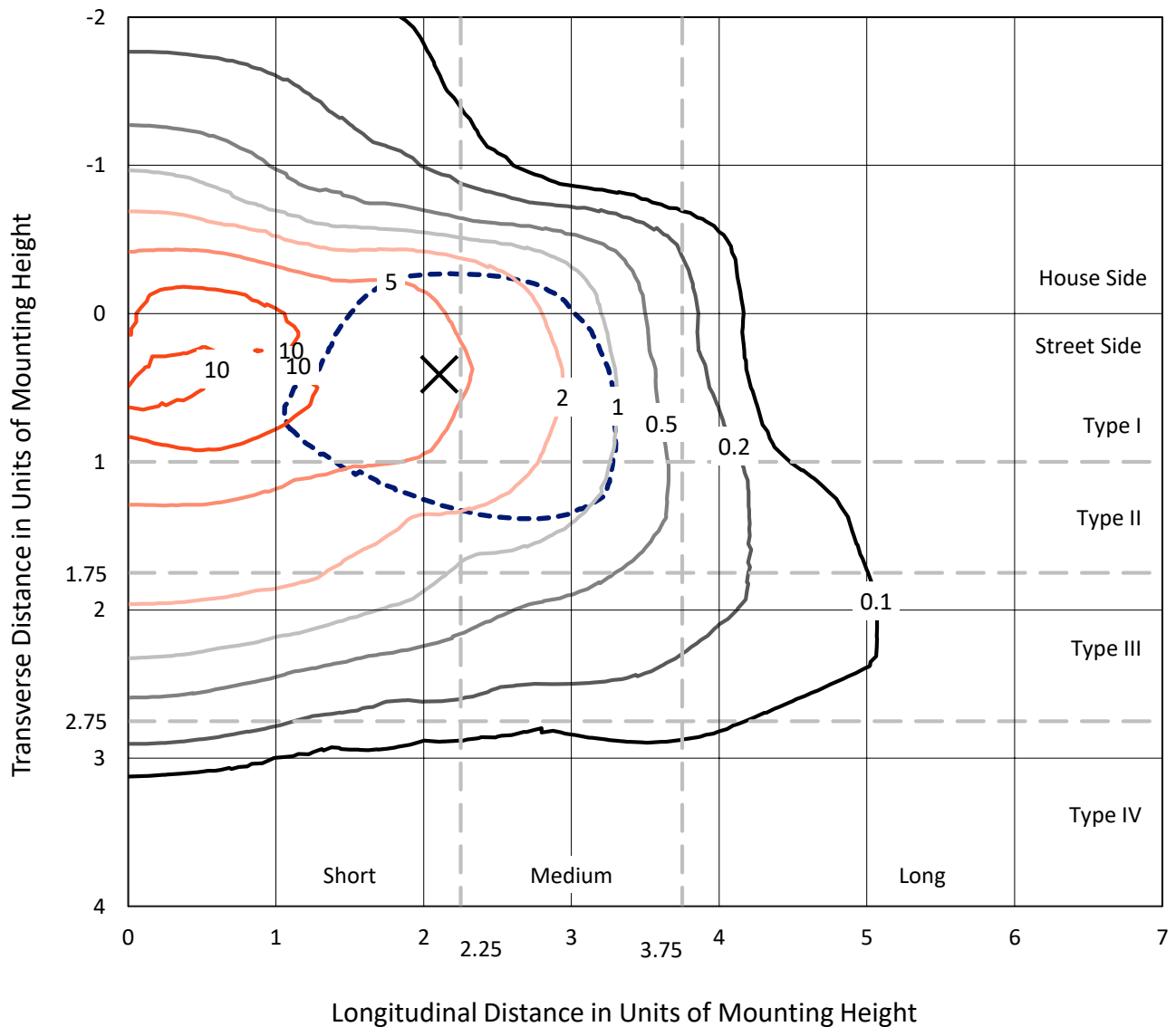
Input Watts (W): 75.2
Input Voltage (V): NR
Input Current (Ain): NR
Voltage Rise (V): NR
Power Factor: NR
Total Harmonic Distortion (THDi): NR
Frequency (hertz): 60
Stabilization Time: NR
Operation Time: NR
Ambient Temperature (°C): NR
Test Distance: 28.75 FT



REPORT NUMBER: P145101
 CATALOG NUMBER: RDG-E03-LED-E-U-SL2-7050

Iso-Footcandle Lines of Horizontal Illumination

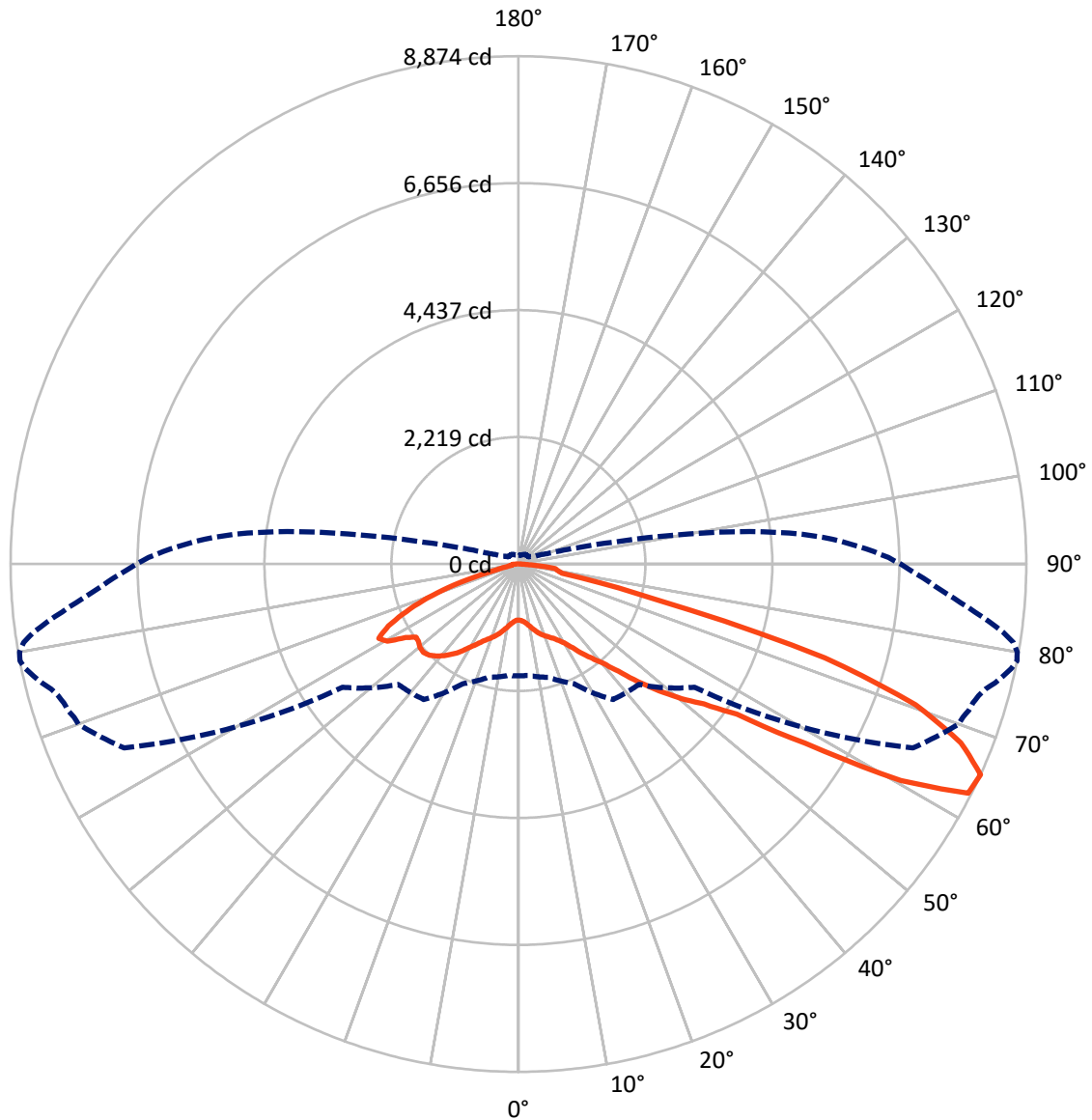
× Max cd
 - - - 1/2 Max cd



Based on 10 foot mounting height. Maximum calculated value = 12.6 fc
 Type II - Short - Non-Cutoff

REPORT NUMBER: P145101
CATALOG NUMBER: RDG-E03-LED-E-U-SL2-7050

Luminous Intensity Polar Plot



— Vertical Plane Through 79-Deg Lateral - - - Horizontal Cone Through 65-Deg Vertical



REPORT NUMBER: P145101

CATALOG NUMBER: RDG-E03-LED-E-U-SL2-7050

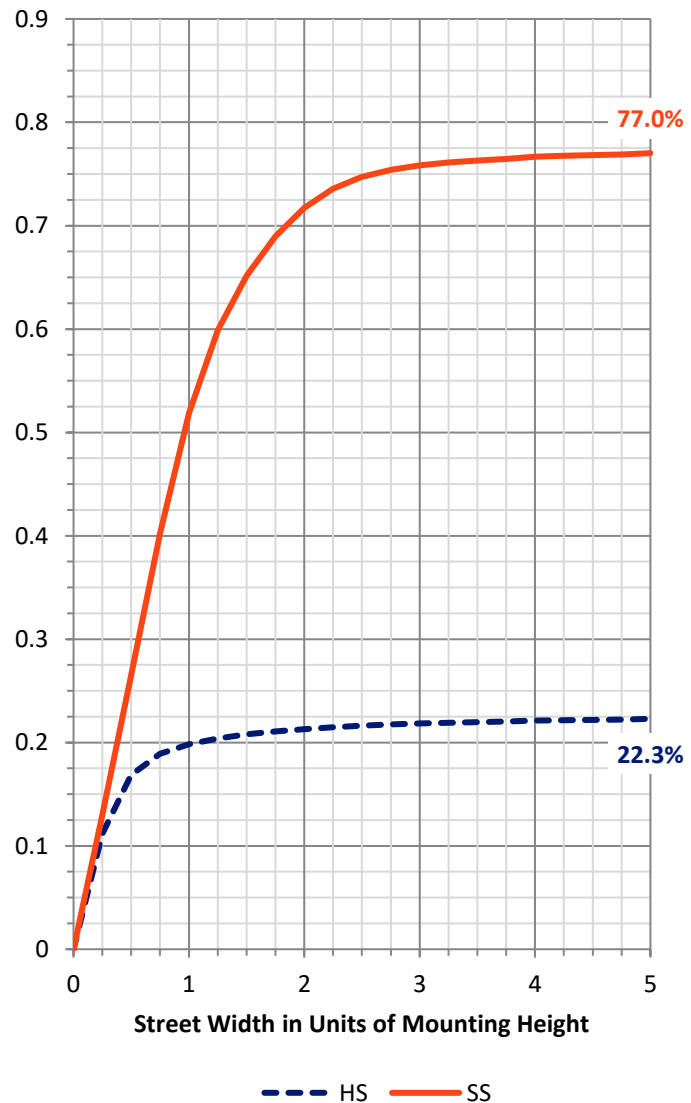
FLUX DISTRIBUTION:

		Downward	Upward	Total
House Side	Lumens	2045.9	0.0	2045.9
	% Fixture	22.7	0.0	22.7
Street Side	Lumens	6967.3	0.0	6967.3
	% Fixture	77.3	0.0	77.3
Total	Lumens	9013.2	0.0	9013.2
	% Fixture	100.0	0.0	100.0

Coefficient of Utilization

ZONAL LUMENS:

Zone	Lumens	% Fixture
0°-10°	97.3	1.1
10°-20°	316.5	3.5
20°-30°	545.6	6.1
30°-40°	889.8	9.9
40°-50°	1485.4	16.5
50°-60°	2008.6	22.3
60°-70°	2495.3	27.7
70°-80°	999.2	11.1
80°-90°	175.6	1.9
90°-100°	0.0	0.0
100°-110°	0.0	0.0
110°-120°	0.0	0.0
120°-130°	0.0	0.0
130°-140°	0.0	0.0
140°-150°	0.0	0.0
150°-160°	0.0	0.0
160°-170°	0.0	0.0
170°-180°	0.0	0.0
0°-90°	9013.2	100.0
0°-180°	9013.2	100.0



REPORT NUMBER: P145101

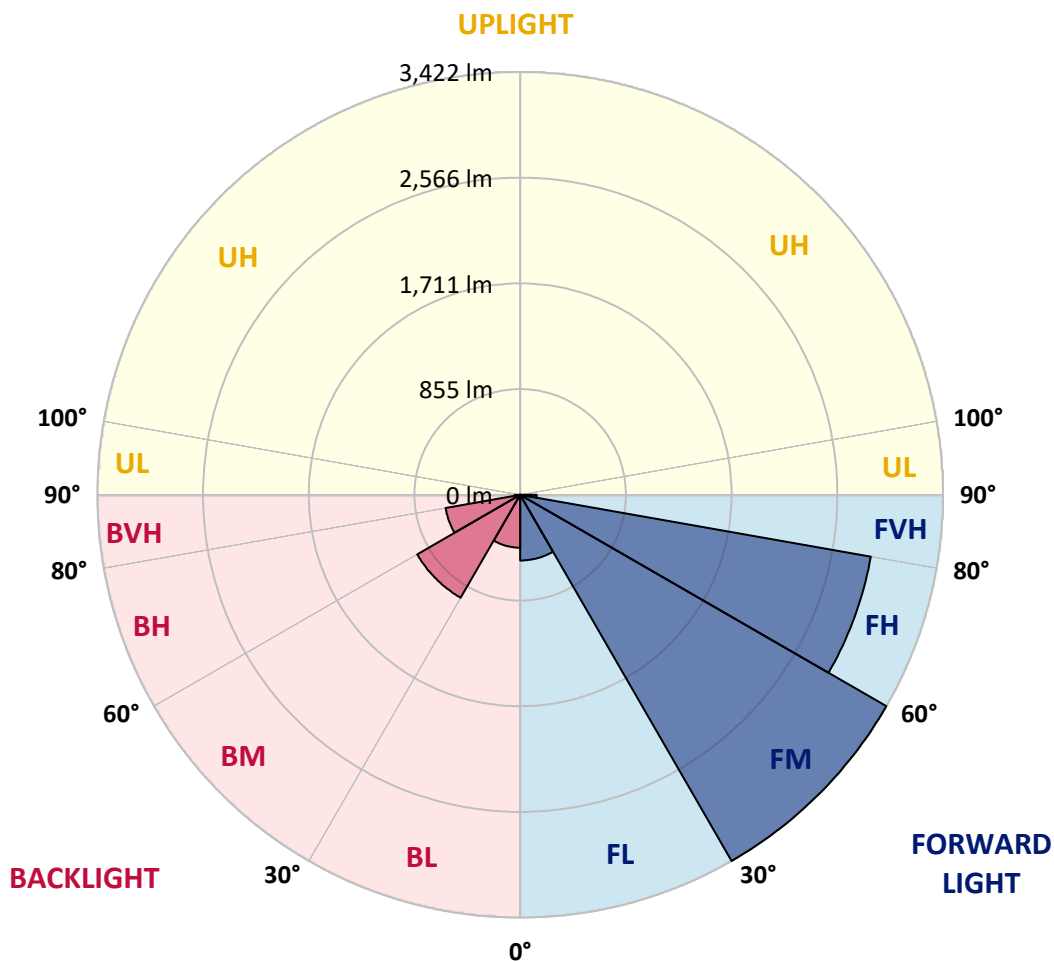
CATALOG NUMBER: RDG-E03-LED-E-U-SL2-7050

LUMINAIRE CLASSIFICATION SYSTEM LUMEN TABLE AND BUG RATING:

Zone	Lumens	% Fixture	Zone Rating/Lumen Limit		
			B	U	G
FL (0°-30°)	531.5	5.9			
FM (30°-60°)	3421.6	38.0			
FH (60°-80°)	2881.1	32.0			G2/5000
FVH (80°-90°)	133.2	1.5			G2/225
BL (0°-30°)	427.9	4.7	B1/500		
BM (30°-60°)	962.3	10.7	B1/1000		
BH (60°-80°)	613.3	6.8	B2/1000		G2/1000
BVH (80°-90°)	42.4	0.5			G1/100
UL (90°-100°)	0.0	0.0		U0/0	
UH (100°-180°)	0.0	0.0		U0/0	

BUG Rating: B2-U0-G2

Type II Short





REPORT NUMBER: P145101

CATALOG NUMBER: RDG-E03-LED-E-U-SL2-7050

CANDELA DISTRIBUTION (FULL):

	0°	5°	15°	25°	35°	45°	55°	65°	70°	71°	72°
0°	979.5	979.5	979.5	979.5	979.5	979.5	979.5	979.5	979.5	979.5	979.5
2.5°	986.9	986.3	989.4	991.8	991.8	993.1	992.4	988.8	989.4	990.6	989.4
5°	998.0	995.5	998.6	1002.3	1004.8	1007.8	1010.9	1011.5	1014.0	1014.0	1013.4
7.5°	1022.0	1020.2	1024.5	1025.7	1031.2	1036.2	1042.3	1046.6	1049.1	1050.3	1052.2
10°	1063.3	1062.0	1063.3	1065.7	1068.2	1073.7	1084.2	1093.4	1099.0	1099.0	1101.4
12.5°	1113.1	1108.2	1109.4	1104.5	1105.7	1117.4	1129.7	1145.1	1154.4	1155.6	1156.8
15°	1151.9	1149.4	1147.6	1140.8	1145.7	1161.1	1180.2	1202.4	1210.4	1217.2	1216.6
17.5°	1188.2	1185.2	1180.8	1171.6	1176.5	1201.2	1230.1	1254.7	1268.3	1269.5	1270.7
20°	1231.3	1227.6	1219.6	1200.5	1199.3	1233.8	1272.6	1299.0	1311.4	1316.9	1318.8
22.5°	1286.1	1281.2	1266.4	1229.5	1219.6	1260.3	1306.4	1339.1	1352.0	1357.5	1360.6
25°	1356.3	1346.5	1323.1	1265.2	1244.9	1287.4	1342.8	1382.2	1400.0	1405.6	1409.3
27.5°	1419.7	1412.3	1384.0	1315.7	1280.6	1323.7	1387.1	1437.6	1462.2	1469.0	1474.5
30°	1493.6	1483.1	1460.4	1387.7	1340.9	1379.1	1459.7	1523.8	1553.9	1554.5	1566.9
32.5°	1667.2	1660.4	1639.5	1559.5	1480.7	1483.1	1558.2	1646.3	1676.5	1681.4	1692.5
35°	1924.6	1922.1	1921.5	1877.2	1818.7	1758.3	1763.9	1831.0	1851.3	1859.3	1863.0
37.5°	2093.9	2115.4	2167.8	2199.8	2185.0	2197.9	2130.2	2048.3	2036.6	2028.0	2031.7
40°	2239.8	2258.9	2364.8	2512.5	2602.4	2665.8	2606.1	2354.9	2261.3	2234.2	2223.8
42.5°	2326.0	2347.5	2499.0	2735.4	2964.4	3114.6	3130.6	2781.6	2543.9	2540.8	2501.4
45°	2372.8	2394.3	2575.3	2893.6	3217.5	3488.3	3628.7	3306.7	2957.6	2931.8	2877.0
47.5°	2363.5	2383.8	2572.2	2952.1	3367.1	3736.5	4017.2	3837.4	3434.8	3372.6	3296.9
50°	2250.9	2265.6	2463.3	2856.7	3327.0	3839.9	4283.2	4324.4	3974.7	3890.4	3777.1
52.5°	2134.5	2161.0	2324.7	2687.4	3145.4	3775.9	4442.0	4767.7	4479.0	4421.1	4275.8
55°	2071.7	2092.6	2226.2	2535.9	2954.0	3557.3	4507.9	5185.7	5091.5	5068.1	4965.3
57.5°	2069.2	2089.6	2196.1	2444.2	2798.2	3329.5	4527.0	5831.6	6108.0	6114.2	6084.6
60°	2170.2	2191.1	2280.4	2488.5	2750.2	3134.3	4458.6	6747.7	7358.4	7412.6	7503.1
62.5°	2184.4	2194.2	2302.0	2582.7	2925.0	2988.4	4177.3	7510.5	8217.9	8267.7	8317.6
65°	1954.1	1953.5	2048.9	2307.5	2888.7	2973.7	3754.3	7604.1	8183.4	8213.6	8275.7
67.5°	1457.3	1445.0	1499.1	1735.6	2292.1	2977.3	3253.2	6897.9	7545.6	7602.8	7623.8
70°	751.1	770.2	807.1	951.8	1455.4	2396.8	2794.5	5819.9	6623.9	6645.5	6720.0
72.5°	308.4	300.4	325.7	400.2	728.3	1584.1	2311.8	4592.8	5470.8	5456.0	5469.6
75°	171.8	174.2	181.6	208.7	354.0	795.4	1986.1	3251.3	3720.5	3465.6	3388.6
77.5°	137.9	139.1	139.8	144.7	193.3	424.2	1524.4	2141.3	1871.0	1737.4	1686.3
80°	101.0	107.7	115.1	116.4	133.0	240.7	836.1	1802.7	1579.2	1468.4	1377.2
82.5°	81.3	84.3	100.4	102.8	105.9	143.4	378.6	1693.1	1573.0	1459.7	1334.1
85°	48.6	54.2	81.9	82.5	83.7	87.4	209.3	689.5	857.6	757.9	693.9
87.5°	17.2	22.2	40.6	33.9	43.1	35.7	91.7	230.9	284.4	270.3	239.5
90°	0.0	0.0	0.0	0.0	0.0	0.0	0.0	0.0	0.0	0.0	0.0



REPORT NUMBER: P145101

CATALOG NUMBER: RDG-E03-LED-E-U-SL2-7050

CANDELA DISTRIBUTION (continued):

	73°	74°	75°	76°	77°	78°	79°	80°	81°	82°	83°
0°	979.5	979.5	979.5	979.5	979.5	979.5	979.5	979.5	979.5	979.5	979.5
2.5°	988.8	988.8	990.0	989.4	989.4	989.4	989.4	988.1	988.1	986.3	987.5
5°	1013.4	1012.8	1013.4	1014.0	1013.4	1014.6	1014.0	1013.4	1014.0	1013.4	1014.0
7.5°	1052.8	1049.7	1054.0	1051.6	1050.9	1054.6	1052.8	1054.6	1055.2	1054.6	1054.0
10°	1102.7	1104.5	1104.5	1104.5	1103.3	1107.0	1107.6	1108.8	1109.4	1111.9	1111.9
12.5°	1159.9	1160.5	1163.0	1162.4	1163.6	1167.9	1171.0	1171.6	1172.2	1174.1	1171.6
15°	1221.5	1222.7	1222.7	1228.2	1226.4	1232.6	1234.4	1234.4	1235.0	1242.4	1243.0
17.5°	1276.3	1276.3	1281.2	1281.2	1286.1	1287.4	1292.9	1293.5	1296.0	1302.7	1303.4
20°	1322.4	1324.9	1328.0	1331.7	1333.5	1337.2	1340.9	1344.6	1347.7	1353.2	1353.8
22.5°	1366.2	1368.6	1373.5	1376.0	1380.3	1382.8	1385.9	1390.2	1395.1	1402.5	1404.3
25°	1416.6	1419.1	1424.6	1428.3	1433.3	1437.0	1442.5	1448.0	1451.1	1458.5	1464.0
27.5°	1480.7	1488.1	1495.4	1497.3	1501.0	1509.6	1517.0	1524.4	1531.2	1534.8	1541.6
30°	1574.3	1574.3	1589.6	1589.6	1596.4	1604.4	1609.3	1617.3	1629.7	1633.4	1642.0
32.5°	1699.8	1702.9	1708.5	1725.1	1737.4	1741.1	1744.8	1756.5	1763.9	1773.1	1783.6
35°	1879.0	1882.1	1885.2	1901.2	1915.3	1919.0	1922.7	1930.1	1942.4	1958.4	1953.5
37.5°	2039.7	2041.5	2051.4	2069.2	2077.2	2087.1	2090.2	2103.7	2110.5	2125.3	2125.9
40°	2233.0	2228.7	2234.2	2254.6	2266.9	2266.3	2276.1	2300.7	2305.7	2312.4	2329.7
42.5°	2502.7	2486.7	2503.9	2510.7	2529.1	2540.8	2560.5	2577.2	2588.9	2614.7	2627.0
45°	2851.1	2834.5	2848.7	2851.8	2889.9	2901.6	2931.2	2953.3	2978.6	3008.1	3016.8
47.5°	3248.2	3217.5	3200.2	3219.3	3264.9	3283.9	3312.9	3333.8	3360.3	3375.7	3370.8
50°	3708.1	3634.3	3599.8	3589.9	3622.6	3649.7	3694.6	3704.4	3716.8	3716.1	3716.8
52.5°	4221.0	4144.0	4072.0	4022.1	4017.2	4053.5	4064.6	4067.1	4063.4	4035.7	4018.4
55°	4890.8	4885.3	4809.6	4706.1	4699.4	4695.0	4630.4	4622.4	4607.6	4565.1	4506.7
57.5°	6106.1	6167.7	6117.8	6115.4	6061.2	6025.5	5906.7	5847.6	5785.4	5670.3	5578.5
60°	7511.1	7600.4	7649.6	7671.2	7777.1	7777.1	7679.8	7596.1	7495.1	7319.6	7148.5
62.5°	8357.0	8435.2	8507.9	8621.7	8756.6	8816.3	8821.2	8746.7	8619.3	8419.2	8177.2
65°	8303.5	8361.3	8449.4	8583.6	8695.0	8802.1	8874.2	8851.4	8754.1	8554.0	8290.5
67.5°	7697.0	7781.4	7895.3	8019.0	8122.4	8223.4	8339.8	8348.4	8322.5	8132.3	7894.0
70°	6761.2	6869.6	6941.6	7097.4	7144.2	7246.4	7363.3	7419.4	7377.5	7231.0	7091.2
72.5°	5492.9	5578.5	5590.8	5523.1	5546.5	5571.8	5600.1	5468.9	5418.5	5222.7	5132.8
75°	3330.7	3218.1	3123.3	3029.1	2747.7	2648.0	2494.7	2192.4	2157.9	1950.4	1806.4
77.5°	1584.1	1536.7	1451.1	1307.7	1116.8	934.0	775.1	629.8	575.6	474.1	403.9
80°	1326.1	1269.5	1192.5	1086.0	952.4	819.4	693.9	586.1	477.8	389.1	310.9
82.5°	1216.6	1118.0	1009.7	918.0	823.8	733.3	648.9	551.6	494.4	398.9	325.7
85°	615.0	538.7	436.5	367.6	310.3	252.4	218.6	186.5	166.2	132.4	115.1
87.5°	206.2	168.7	125.6	106.5	96.0	82.5	75.7	72.0	70.2	62.2	55.4
90°	0.0	0.0	0.0	0.0	0.0	0.0	0.0	0.0	0.0	0.0	0.0



REPORT NUMBER: P145101

CATALOG NUMBER: RDG-E03-LED-E-U-SL2-7050

CANDELA DISTRIBUTION (continued):

	84°	85°	86°	87°	88°	89°	90°	91°	92°	93°	94°
0°	979.5	979.5	979.5	979.5	979.5	979.5	979.5	979.5	979.5	979.5	979.5
2.5°	987.5	987.5	987.5	987.5	986.9	986.9	986.9	986.9	986.9	986.9	987.5
5°	1012.8	1012.8	1013.4	1015.2	1011.5	1012.8	1014.0	1012.2	1014.0	1012.2	1014.6
7.5°	1053.4	1055.2	1054.0	1056.5	1055.2	1058.9	1056.5	1054.6	1055.9	1055.9	1056.5
10°	1110.7	1113.1	1111.3	1112.5	1112.5	1115.0	1111.9	1112.5	1113.1	1111.9	1112.5
12.5°	1174.1	1175.3	1174.7	1178.4	1176.5	1178.4	1176.5	1179.0	1180.2	1181.5	1181.5
15°	1243.0	1244.3	1247.9	1247.3	1251.0	1249.8	1250.4	1247.3	1253.5	1249.8	1251.0
17.5°	1306.4	1305.8	1310.7	1312.6	1313.2	1313.8	1315.7	1313.2	1313.8	1315.7	1314.4
20°	1355.7	1360.0	1361.2	1366.2	1369.9	1371.1	1370.5	1372.3	1374.8	1372.3	1372.3
22.5°	1408.0	1414.2	1416.0	1419.1	1422.8	1423.4	1427.1	1429.0	1430.2	1429.6	1430.2
25°	1470.8	1475.1	1479.4	1485.6	1489.9	1490.5	1493.6	1496.1	1496.7	1496.1	1499.8
27.5°	1547.8	1553.3	1558.9	1566.2	1571.2	1572.4	1579.2	1579.2	1582.9	1584.7	1585.9
30°	1646.9	1648.7	1662.9	1670.3	1668.4	1677.1	1686.3	1685.7	1690.0	1691.2	1694.3
32.5°	1791.0	1791.0	1803.3	1812.5	1822.4	1819.3	1833.4	1831.0	1837.8	1841.4	1839.6
35°	1965.8	1972.0	1981.2	1986.7	1997.2	2002.8	2012.6	2018.1	2021.2	2020.6	2013.8
37.5°	2146.2	2156.1	2159.7	2173.3	2183.8	2193.0	2194.2	2188.1	2190.5	2178.2	2174.5
40°	2352.4	2366.6	2375.2	2395.5	2394.3	2406.0	2407.2	2389.4	2386.3	2370.3	2353.7
42.5°	2640.6	2660.3	2667.1	2682.4	2670.1	2675.7	2644.9	2637.5	2612.9	2587.0	2549.5
45°	3029.1	3019.2	3023.5	3019.2	2986.6	2962.6	2937.3	2901.0	2864.7	2814.8	2761.2
47.5°	3370.8	3375.7	3343.7	3323.4	3270.4	3236.5	3190.4	3127.0	3082.6	3015.5	2944.7
50°	3702.6	3647.8	3602.9	3556.1	3509.3	3447.1	3377.5	3321.5	3256.9	3173.1	3086.3
52.5°	3972.3	3901.5	3847.3	3780.8	3717.4	3648.4	3575.8	3494.5	3409.5	3325.8	3218.7
55°	4450.0	4347.2	4277.6	4161.3	4089.2	3992.6	3935.9	3830.7	3712.4	3601.6	3487.7
57.5°	5475.1	5321.2	5241.8	5175.9	5063.8	4905.0	4804.0	4631.0	4462.3	4344.1	4154.5
60°	7019.2	6862.8	6731.0	6575.3	6403.5	6188.0	6092.0	5888.2	5646.9	5451.7	5201.1
62.5°	7981.5	7765.4	7551.7	7333.2	7160.8	6992.1	6793.2	6587.6	6348.7	6083.4	5809.4
65°	8020.2	7761.1	7505.6	7282.7	7080.7	6861.6	6675.0	6466.3	6215.1	5941.8	5657.3
67.5°	7617.6	7327.6	7053.7	6809.2	6578.4	6375.2	6180.0	5983.6	5714.6	5485.6	5194.4
70°	6815.4	6550.7	6302.5	6024.3	5847.6	5619.2	5428.9	5222.1	5029.4	4815.1	4542.4
72.5°	5006.0	4806.5	4523.3	4405.1	4310.3	4068.3	3926.7	3909.5	3786.3	3529.6	3325.8
75°	1861.8	1584.7	1501.0	1550.9	1467.7	1495.4	1485.0	1425.9	1428.3	1384.6	1332.9
77.5°	364.5	338.6	318.3	323.8	301.1	291.2	312.1	306.0	294.9	298.0	293.1
80°	248.1	209.9	190.2	182.9	173.6	169.3	168.1	166.2	162.5	160.7	155.1
82.5°	244.4	181.6	143.4	123.1	115.7	112.1	109.0	108.4	107.1	106.5	108.4
85°	97.3	78.8	72.0	65.9	64.0	62.2	62.2	61.6	61.0	62.2	64.6
87.5°	47.4	40.0	36.3	33.2	32.0	31.4	31.4	32.0	32.6	35.1	40.0
90°	0.0	0.0	0.0	0.0	0.0	0.0	0.0	0.0	0.0	0.0	0.0



REPORT NUMBER: P145101

CATALOG NUMBER: RDG-E03-LED-E-U-SL2-7050

CANDELA DISTRIBUTION (continued):

	95°	96°	97°	98°	99°	100°	101°	102°	103°	104°	105°
0°	979.5	979.5	979.5	979.5	979.5	979.5	979.5	979.5	979.5	979.5	979.5
2.5°	986.3	986.9	985.7	986.3	985.7	984.4	983.8	985.7	985.1	984.4	984.4
5°	1011.5	1014.0	1012.8	1011.5	1011.5	1010.9	1010.9	1010.9	1010.3	1010.9	1009.1
7.5°	1055.2	1054.6	1054.6	1053.4	1052.2	1053.4	1052.8	1050.9	1051.6	1050.3	1048.5
10°	1111.3	1109.4	1112.5	1112.5	1110.0	1109.4	1108.2	1106.3	1106.3	1104.5	1104.5
12.5°	1177.8	1175.9	1180.2	1177.1	1173.5	1172.8	1169.1	1167.9	1169.8	1169.1	1167.9
15°	1245.5	1246.1	1247.9	1247.3	1243.0	1243.0	1238.1	1238.7	1235.0	1233.8	1230.7
17.5°	1311.4	1312.0	1310.1	1310.1	1307.1	1305.2	1299.7	1300.3	1297.8	1292.9	1289.2
20°	1370.5	1369.9	1365.5	1369.2	1363.1	1361.8	1356.9	1352.0	1353.2	1348.3	1340.9
22.5°	1428.3	1427.1	1425.9	1424.0	1421.0	1419.7	1414.2	1413.6	1407.4	1400.0	1393.9
25°	1495.4	1494.8	1493.0	1493.6	1487.4	1488.1	1478.2	1475.7	1472.1	1464.0	1459.1
27.5°	1582.3	1582.3	1577.3	1575.5	1573.6	1571.2	1562.6	1556.4	1547.2	1537.9	1528.1
30°	1688.8	1687.5	1686.3	1681.4	1674.6	1670.9	1655.5	1645.7	1633.4	1616.1	1601.3
32.5°	1840.8	1830.4	1821.7	1810.7	1799.6	1787.9	1763.9	1747.3	1727.6	1699.8	1676.5
35°	2010.1	1992.3	1983.1	1960.3	1939.3	1915.9	1887.0	1853.1	1826.1	1789.7	1751.6
37.5°	2149.9	2136.4	2111.7	2085.9	2056.3	2012.0	1979.4	1943.0	1895.6	1855.6	1809.4
40°	2322.3	2291.5	2256.4	2213.3	2172.7	2122.8	2077.9	2025.5	1967.7	1909.8	1849.5
42.5°	2503.3	2455.9	2398.0	2348.1	2286.6	2221.3	2162.8	2092.0	2018.1	1940.6	1859.9
45°	2688.0	2629.5	2552.5	2481.7	2396.2	2314.3	2230.5	2133.9	2032.9	1929.5	1827.9
47.5°	2857.3	2771.7	2684.3	2588.9	2490.4	2385.1	2266.3	2139.4	2006.4	1870.4	1743.6
50°	2990.3	2883.2	2772.9	2662.7	2542.1	2405.4	2255.8	2090.2	1926.4	1763.3	1617.3
52.5°	3107.9	2987.8	2852.4	2715.7	2566.7	2398.6	2211.5	2016.3	1816.8	1636.4	1472.7
55°	3335.7	3184.8	3006.3	2830.2	2641.8	2430.0	2196.7	1957.8	1728.2	1531.8	1357.5
57.5°	3954.4	3750.6	3474.2	3229.8	2990.9	2682.4	2353.7	2059.4	1767.0	1534.8	1340.9
60°	4929.0	4597.2	4280.7	3908.2	3521.6	3098.6	2657.8	2261.3	1904.9	1613.7	1380.3
62.5°	5494.2	5143.9	4736.9	4285.6	3784.5	3269.2	2763.1	2300.1	1909.2	1592.1	1333.5
65°	5341.5	4989.3	4541.7	4080.0	3546.8	3019.8	2517.4	2072.9	1693.7	1400.6	1153.1
67.5°	4888.4	4520.2	4099.7	3587.5	3077.7	2589.5	2131.4	1712.8	1377.2	1103.9	885.3
70°	4229.0	3901.5	3496.4	3024.1	2529.8	2090.8	1704.8	1327.4	1043.5	793.0	620.6
72.5°	3138.7	2848.7	2595.6	2201.0	1839.0	1494.8	1180.2	923.5	679.1	513.5	395.3
75°	1317.5	1219.6	1178.4	1033.7	898.9	736.9	554.7	442.0	358.3	304.8	242.0
77.5°	319.5	319.5	300.4	281.4	258.6	234.0	206.9	184.7	173.6	163.8	155.8
80°	155.1	153.9	149.0	148.4	144.1	138.5	135.4	131.1	129.3	126.8	125.6
82.5°	109.0	108.4	106.5	109.0	108.4	110.8	112.1	112.7	112.7	113.3	113.9
85°	69.0	71.4	76.3	82.5	88.0	94.8	101.0	105.9	109.6	112.7	115.1
87.5°	43.7	49.9	53.6	62.8	72.0	82.5	94.2	99.1	103.4	104.0	100.4
90°	0.0	0.0	0.0	0.0	0.0	0.0	0.0	0.0	0.0	0.0	0.0



REPORT NUMBER: P145101

CATALOG NUMBER: RDG-E03-LED-E-U-SL2-7050

CANDELA DISTRIBUTION (continued):

	106°	107°	108°	109°	110°	115°	125°	135°	145°	155°	165°
0°	979.5	979.5	979.5	979.5	979.5	979.5	979.5	979.5	979.5	979.5	979.5
2.5°	984.4	983.8	985.1	983.8	983.8	983.2	981.4	979.5	977.7	977.1	975.2
5°	1008.5	1008.5	1009.7	1007.2	1007.8	1005.4	999.8	993.7	988.1	983.2	977.7
7.5°	1049.1	1047.2	1047.9	1047.2	1046.0	1041.1	1028.8	1013.4	998.6	983.2	970.9
10°	1103.3	1099.6	1099.6	1098.3	1096.5	1089.7	1063.9	1033.1	1002.3	974.6	954.3
12.5°	1163.6	1164.2	1159.3	1156.2	1153.1	1139.0	1100.2	1050.9	1002.3	958.0	925.3
15°	1226.4	1225.8	1220.2	1218.4	1211.6	1190.7	1132.2	1060.2	990.6	925.3	876.7
17.5°	1283.0	1280.6	1275.0	1271.3	1264.0	1236.3	1153.8	1055.9	959.8	874.2	813.3
20°	1334.8	1331.7	1326.8	1320.0	1312.6	1272.6	1161.8	1033.7	911.2	813.3	751.7
22.5°	1388.3	1381.5	1376.0	1366.8	1358.8	1305.2	1156.2	994.3	855.8	745.6	679.7
25°	1448.0	1440.0	1428.3	1417.3	1404.9	1331.7	1140.8	945.0	789.3	672.3	605.8
27.5°	1512.7	1501.0	1485.6	1471.4	1451.7	1351.4	1114.4	890.2	716.6	599.7	530.7
30°	1581.0	1559.5	1540.4	1518.8	1493.6	1360.6	1076.2	822.5	636.6	525.8	456.8
32.5°	1647.5	1618.6	1590.3	1558.9	1524.4	1356.9	1022.0	742.5	556.6	456.8	398.9
35°	1715.2	1673.4	1634.0	1591.5	1549.6	1338.5	947.5	653.8	480.8	399.6	357.7
37.5°	1761.4	1709.1	1656.7	1605.6	1555.2	1298.4	848.4	554.7	412.5	358.3	328.1
40°	1784.8	1720.8	1656.7	1593.3	1531.2	1231.9	732.6	464.2	363.9	327.5	306.0
42.5°	1778.0	1698.6	1619.2	1544.1	1467.7	1126.0	607.0	389.7	330.0	303.5	284.4
45°	1722.0	1627.2	1536.7	1457.3	1361.8	990.0	498.7	343.5	304.1	283.8	266.0
47.5°	1616.7	1510.8	1400.0	1310.1	1220.9	832.4	415.0	314.6	281.4	264.7	246.9
50°	1482.5	1360.0	1249.2	1151.9	1064.5	685.2	357.7	290.0	262.9	248.7	229.6
52.5°	1334.8	1203.0	1102.0	999.8	914.3	572.0	317.7	262.9	245.0	230.3	214.9
55°	1212.2	1090.3	987.5	884.7	798.5	500.5	284.4	242.0	228.4	213.0	200.7
57.5°	1179.6	1040.5	928.4	831.1	742.5	456.8	260.4	222.9	213.6	201.9	188.4
60°	1193.2	1039.9	914.3	807.8	714.8	421.7	242.6	209.9	202.6	192.1	177.9
62.5°	1144.5	982.6	855.8	742.5	654.5	377.4	229.6	203.8	198.9	184.7	168.7
65°	975.2	826.8	704.9	607.0	531.3	317.7	219.2	209.3	204.4	179.8	162.5
67.5°	742.5	618.7	520.9	447.6	392.8	262.9	216.7	227.8	217.9	182.2	160.7
70°	513.5	419.9	357.1	312.8	278.3	221.6	224.7	248.1	234.0	190.2	171.2
72.5°	325.7	272.1	241.3	224.7	208.1	187.2	222.9	245.6	226.6	191.5	171.2
75°	208.7	186.5	176.1	169.9	165.0	163.2	196.4	201.9	182.2	166.2	159.5
77.5°	147.8	144.1	142.2	141.6	142.2	146.5	162.5	152.1	132.4	133.0	136.7
80°	125.0	125.0	123.7	124.4	125.6	127.4	129.9	112.1	101.6	109.6	121.9
82.5°	114.5	116.4	117.6	118.8	120.7	118.2	110.2	85.0	81.9	106.5	119.4
85°	116.4	116.4	117.0	118.2	118.8	106.5	91.7	64.0	62.8	119.4	112.7
87.5°	99.7	98.5	94.2	91.1	86.8	73.3	61.0	35.7	36.9	73.9	78.8
90°	0.0	0.0	0.0	0.0	0.0	0.0	0.0	0.0	0.0	0.0	0.0



REPORT NUMBER: P145101

CATALOG NUMBER: RDG-E03-LED-E-U-SL2-7050

CANDELA DISTRIBUTION (continued):

	175°	180°
0°	979.5	979.5
2.5°	974.6	974.6
5°	974.6	974.6
7.5°	966.6	964.1
10°	943.2	940.1
12.5°	907.5	904.4
15°	852.7	849.0
17.5°	784.4	778.2
20°	712.9	704.3
22.5°	641.5	634.7
25°	568.3	562.1
27.5°	496.2	490.1
30°	429.7	427.3
32.5°	380.5	378.0
35°	344.2	342.9
37.5°	319.5	318.3
40°	298.0	296.7
42.5°	278.3	276.4
45°	258.6	259.2
47.5°	238.9	238.3
50°	221.6	221.6
52.5°	207.5	206.9
55°	194.5	193.9
57.5°	181.6	181.0
60°	170.5	168.7
62.5°	160.1	158.8
65°	153.3	152.7
67.5°	148.4	146.5
70°	147.1	142.2
72.5°	143.4	137.3
75°	134.8	131.8
77.5°	118.8	115.1
80°	91.7	85.0
82.5°	77.0	66.5
85°	56.6	52.3
87.5°	41.2	32.6
90°	0.0	0.0

(END OF REPORT)